

1550 Standard & 1350 High Inrush Switches 150A to EN61058-1 and 16A 250Vac



- ▶ Standard rocker switch
- ▶ 1350/53 high inrush
- ▶ Choice of switching circuits including 3 position
- ▶ Push-on, solder and PCB terminals
- ▶ Choice of bezel styles
- ▶ Choice of panel cut outs
- ▶ Matching indicator
- ▶ Double pole
- ▶ Splashproof option
- ▶ Bezel size 'A' style 30.2 x 25.0



In house test



In house test



1550 Series 16(4)A 250Vac T125

UL CSA 16A 250Vac, (2 posn) 250Vac 1hp, 125Vac 1/2hp, (3 posn) 250 Vac 1/2hp, 125Vac 1/4hp.
UL 85°C, file E45221, CSA file LR10990.

20A 28Vdc.

1350 series 16(4)A 250Vac T85 1E4 (10,000 Ops.)
On request 16(6)A 250Vac T125 5E4 (50,000 Ops.)
150A Inrush to EN61058-1.

UL CSA 20A 250Vac 1hp, 125Vac 1/2hp.
UL 72Vdc 7A, 36Vdc 14A.
UL 85°C, file E45221, CSA file LR10990.

20A 28Vdc

RoHS compliant

3mm contact gap except if marked μ .
Technical data on pages 4 & 5 (switches), 66 (indicators).

C 1553 A L ---

TERMINAL FUNCTION ROCKER BODY PRINT, COLOUR, VOLTAGE ETC

TERMINAL	FUNCTION	ROCKER
<p>C</p> <p>6.3 x 0.8</p>	<p>Approvals & ratings vary with function ON OFF Switches - ON when pressed over terminal 1</p>	<p>A Softline Matt</p> <p>Lit (not momentary)</p>
<p>H</p> <p>4.8 x 0.8*</p>	<p>Standard 1550</p> <p>High Inrush 1350</p>	<p>B Splashproof Softline</p>
<p>K</p> <p>2.8 x 0.8*</p>	<p>1551 HP rating N/A</p> <p>1552 HP rating N/A</p> <p>1553 Not W, X or B rocker</p> <p>1353 Not W, X or B rocker</p>	<p>V Curved</p> <p>Matt or gloss Gloss only Lit (not momentary)</p>
<p>T</p> <p>Ø2.1</p> <p>Solder</p>	<p>1560 μ</p> <p>1561 μ HP rating N/A</p> <p>1562 μ In house tests only</p> <p>1570 μ 125V & 250V 1/2 HP H terminal rated T100 only</p>	<p>W Splashproof Curved</p>
<p>U</p> <p>Ø2.1</p> <p>Right angle T Solder (Not DP)</p>	<p>1563 μ</p> <p>1571 μ HP rating N/A H terminal rated T100 only</p> <p>1572 μ HP rating N/A H terminal rated T100 only</p>	<p>P Lit window Matt</p> <p>Lit (not momentary)</p>
<p>X</p> <p>4.0</p> <p>9.1</p> <p>PCB 0.8Sq*</p>	<p>1577 μ In-house tested to 10(C)A 250Vac (B rocker only)</p> <p>1484 μ In-house tested to 10(C)A 250Vac (B rocker only)</p> <p>1487 μ In-house tested to 10(C)A 250Vac (B rocker only)</p> <p>0480 X terminal N/A</p>	<p>Q Two colour Matt</p> <p>F Flat lens Gloss (0480 only) (ON OFF only - not momentary)</p> <p>A Softline lens Matt (0480 only) as F but with raised profile</p> <p>R Round</p>
<p>*Contact factory for details on 1350 series</p>	<p>3 position selective OFF - A - A+B</p> <p>3 position selective A - B - C (link not supplied)</p> <p>Indicator Technical data on page 66</p>	<p>Top view</p>



C1350AL ---



C1550XL ---



C1553PL ---



C1553RA ---
Shown with M614 bezel cover



C0480AL ---



Optional snap-in M441 barrier



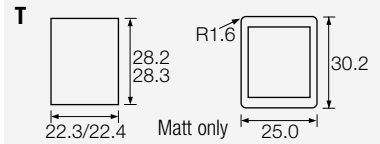
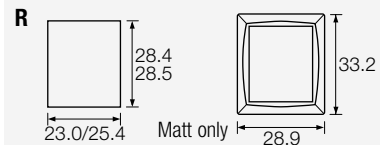
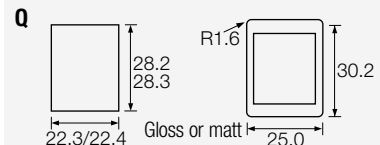
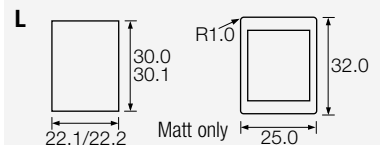
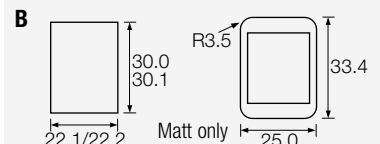
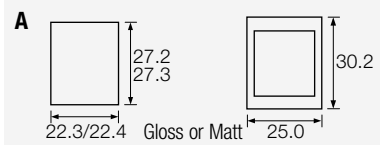
C1553AA with additional M616 guard
Cut-out 22.0/22.1 x 29.4/29.5
Guard accepts "A" body only



C0480RA ---

BODY

Panel cut-out * Bezel
Cut-outs must be punched in the direction of insertion



OPTIONS

Finish Matt is standard.

Colour Call factory for custom colours. A full range is available for large orders.

Legend printing Select from the examples or call factory for custom legends.

Lamp voltage Call factory for details.

Blanking plates A0494 Dummy units to fill unused panel holes.

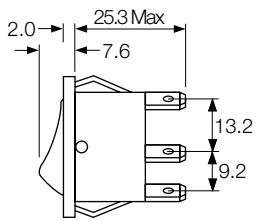
Protective cover (designed to IP65) Snaps on to A, L, Q or T bodies (add G after body in cat no), this reduces maximum acceptable panel thickness to 1.2mm.



Panel sealing washer W42 is available for the above body sizes, this reduces maximum acceptable panel thickness to 2mm. Covers are not suitable for momentary types.

For all options call the factory.

DIMENSIONS (mm)



Terminal spacing - Poles 10.2 between centres

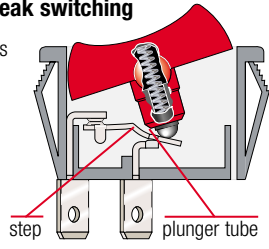
Panel thickness

A,Q	0.75 to 3.3mm
L,B,T	0.75 to 2.5mm
R	0.75 to 3.0mm

* For cut-out details on momentary switches call the factory.

1350 High inrush, positive break switching

The 1350 series mechanism ensures contact welds formed at switch-on, are positively separated by the plunger tube acting directly on the step in the moving contact.



Examples of printing



EN602A



EN730



EN822