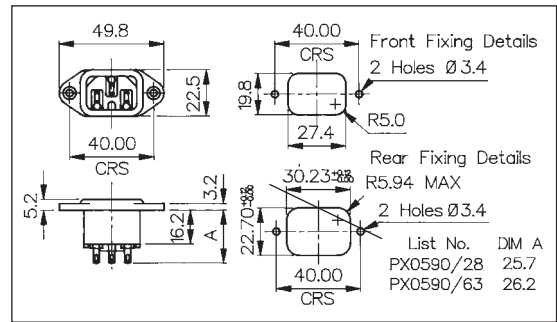


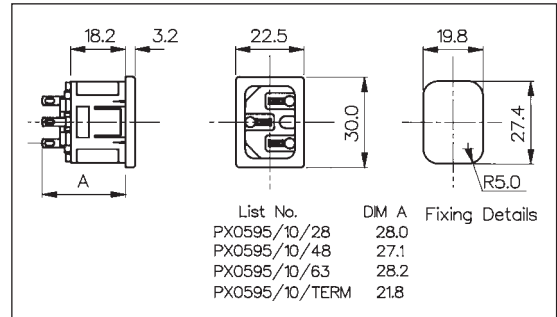
## EN60 320-1 (Standard Sheet C16 Class I) & (Standard Sheet C15 Class I) Hot Condition



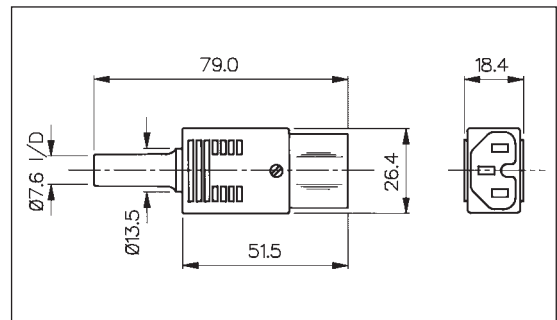
- Flange Mount Inlet
- Hot Condition
- 2.8 or 6.3mm Tabs
- 10A, 250V a.c. (15A, 250V a.c. UL & CSA)



- Snap Fit to Panel Inlet
- Hot Condition
- Panel Sizes 1, 1.5, 2.0 or 3.0mm
- 2.8, 4.8, 6.3mm Tabs or Screw Terminals
- 10A, 250V a.c. (15A, 250V a.c. UL & CSA)



- Straight Female Connector
- Cable Mounting
- Hot Condition
- Mates with PX0590 and PX0595
- Screw Terminals
- 10A, 250V a.c.



Specification	PX0590/Termination	PX0595/Panel/Termination	PX0597
Fixing (Panel):	Flange	Snap fit, /10 (1mm), /15 (1.5mm), /20 (2mm), /30 (3mm)	
Terminations:	/28 (2.8mm solder), /63 (6.3mm tab)	/28 (2.8mm solder), /48 (4.8mm tab) /63 (6.3mm tab), /TERM (screw)	Screw Terminals
Max. Rating:	10A, 250V a.c. (UL & CSA 15A, 250V a.c.)	10A, 250V a.c. (UL & CSA 15A, 250V a.c.)	10A, 250V a.c.
Contact Resistance:	<10m $\Omega$	<10m $\Omega$	<10m $\Omega$
Insulation Resistance:	>10 <sup>9</sup> M $\Omega$	>10 <sup>9</sup> M $\Omega$	>10 <sup>9</sup> M $\Omega$
A.C. Breakdown:	Pole-Pole 5kV. Poles-Panel 10kV	Pole-Pole 5kV. Poles-Panel 5.4kV	Pole-Pole 4.5kV. Poles-Accessible Parts 4kV
Operating Temp. Range:	-40°C to +70°C	-40°C to +70°C	-40°C to +70°C
Max. Pin Temp.:	+120°C	+120°C	
Withdrawal Force:			10N (Min.) 50N (Max.)
Mouldings:	Nylon, Flammability Rating UL 94V-0	Nylon, Flammability Rating UL 94V-0	Nylon, Flammability Rating UL 94V-0
Contacts:	Brass, Nickel Plated. Tabs, Tin Plated	Brass, Nickel Plated. Tabs, Tin Plated	Brass, Clean
Approvals:			
Accessories / Notes:	P.No. 11328, KT0006 (See page 48)	P.No. 11328 (See page 48)	
Mating Connectors:	PX0597	PX0597	PX0590, PX0595